

# *Lecture 6*

---

## **ACCELERATOR PHYSICS**

**Melbourne**

*E. J. N. Wilson*

# ***Recap of previous lecture***

## ***- Imperfections***

---

- ◆ **Acceptance**
- ◆ **Making an orbit bump grow**
- ◆ **Circle diagram**
- ◆ **Closed orbit in the circle diagram**
- ◆ **Uncorrelated errors**
- ◆ **Sources of distortion**
- ◆ **FNAL measurement**
- ◆ **Diad bump**
- ◆ **Overlapping beam bumps**
- ◆ **Effect of quadrupole errors.**
- ◆ **Chromaticity**
- ◆ **Closed orbit in the circle diagram**
- ◆ **Gradient errors**
- ◆ **Working daigram**

# **Lecture 6 - Longitudinal dynamics I**


## **- contents**

---

- ◆ **RF Cavity Cells**
- ◆ **Phase stability**
- ◆ **Bucket and pendulum**
- ◆ **Closed orbit of an ideal machine**
- ◆ **Analogy with gravity**
- ◆ **Dispersion**
- ◆ **Dispersion in the SPS**
- ◆ **Dispersed beam cross sections**
- ◆ **Dispersion in a bend (approx)**
- ◆ **Dispersion – from the “sine and cosine” trajectories**
- ◆ **From “three by three” matrices**

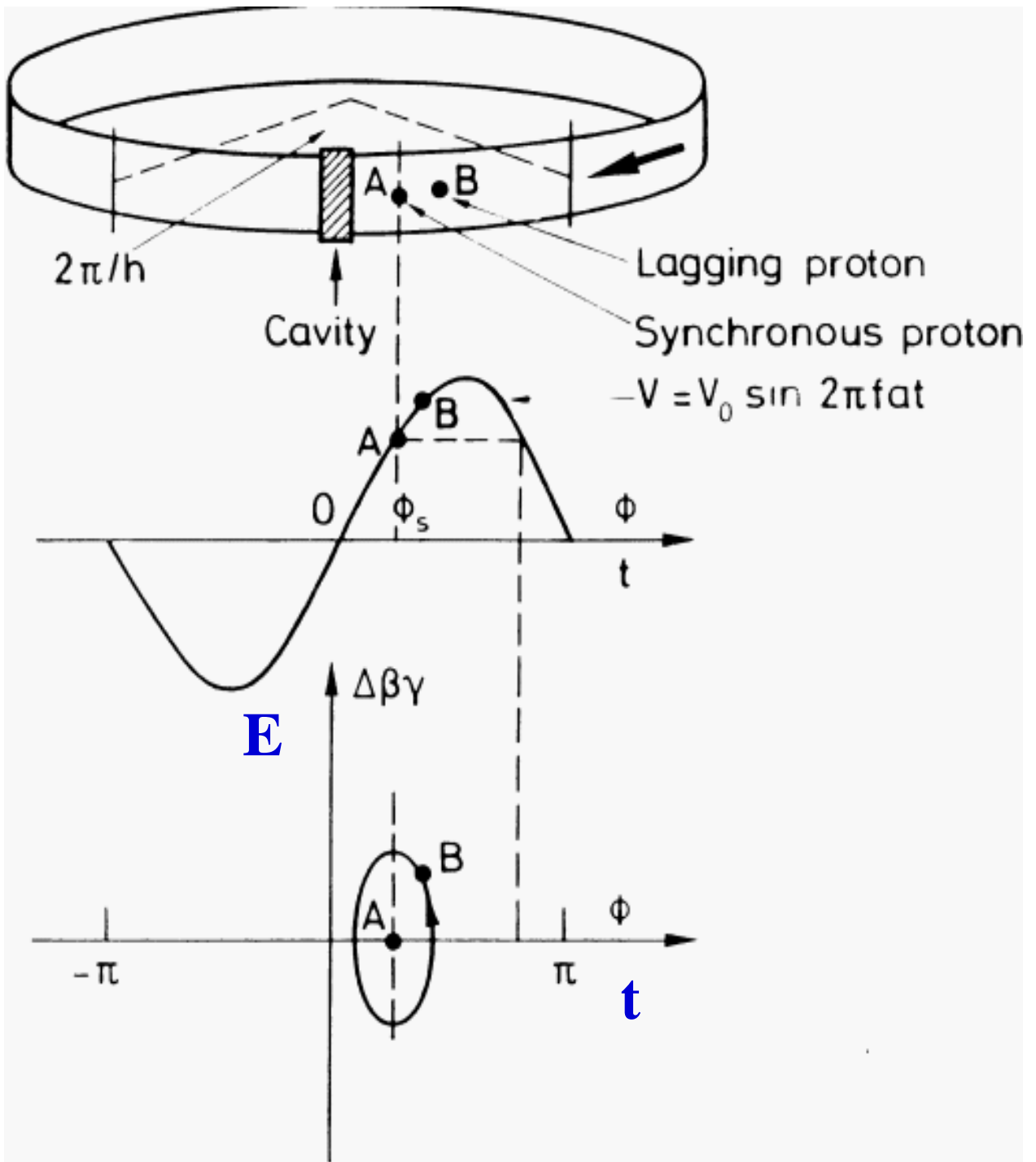
# RF Cavity Cells

---



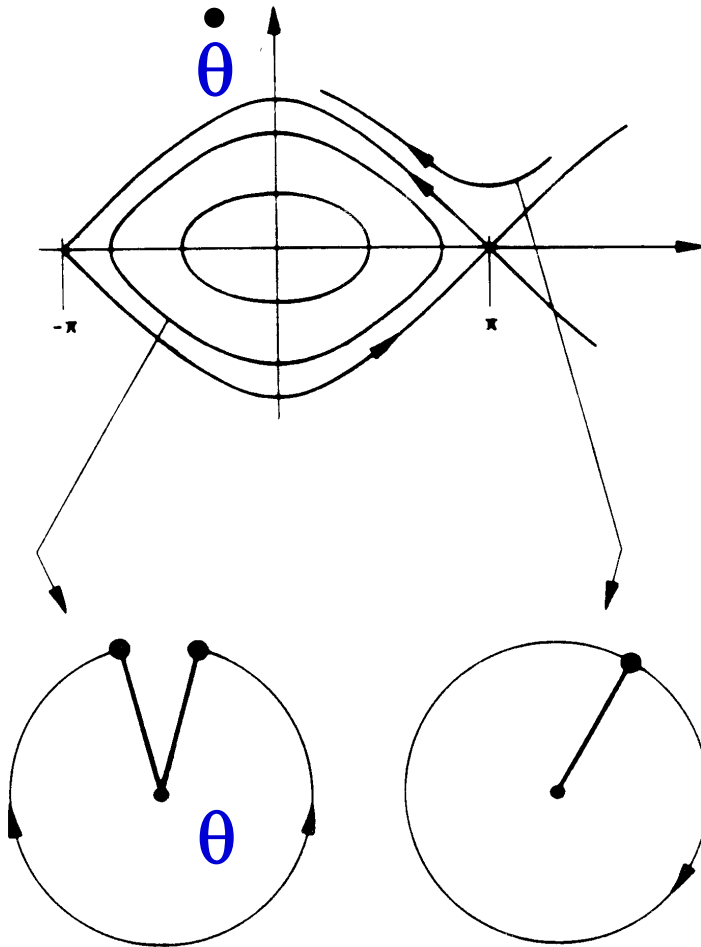
CAV.GIF

# Phase stability



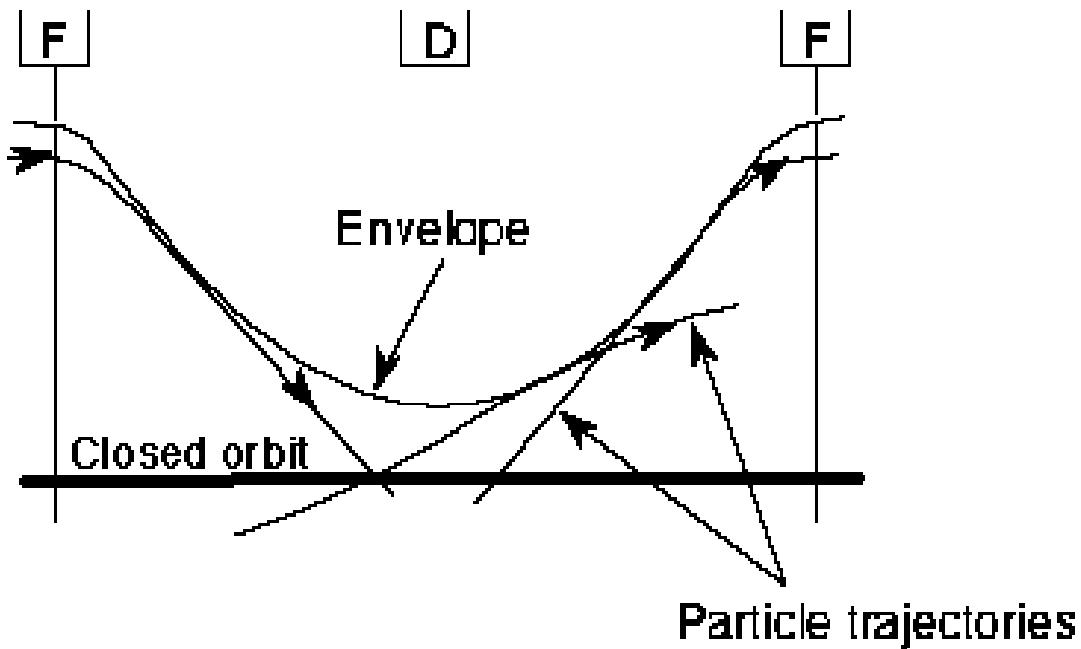
# Bucket and pendulum

---

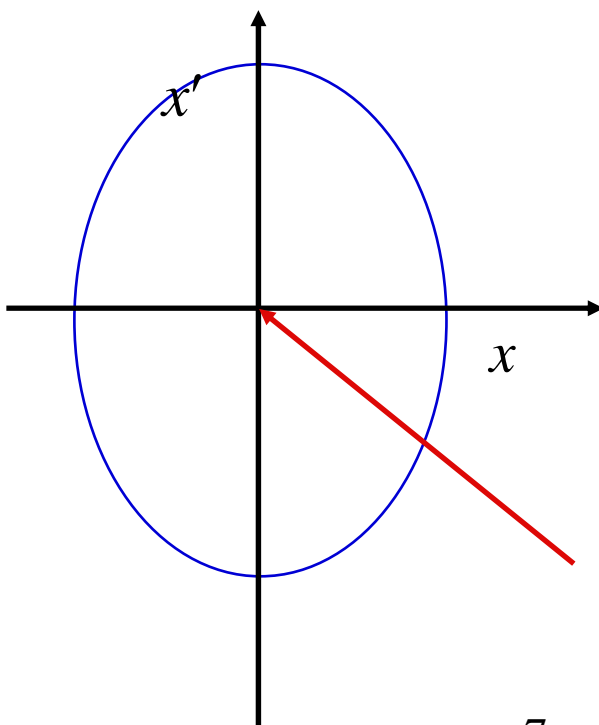


- ⌘ The “bucket” of synchrotron motion is just that of the rigid pendulum
- ⌘ Linear motion at small amplitude
- ⌘ Metastable fixed point at the top
- ⌘ Continuous rotation outside

# Closed orbit of an ideal machine



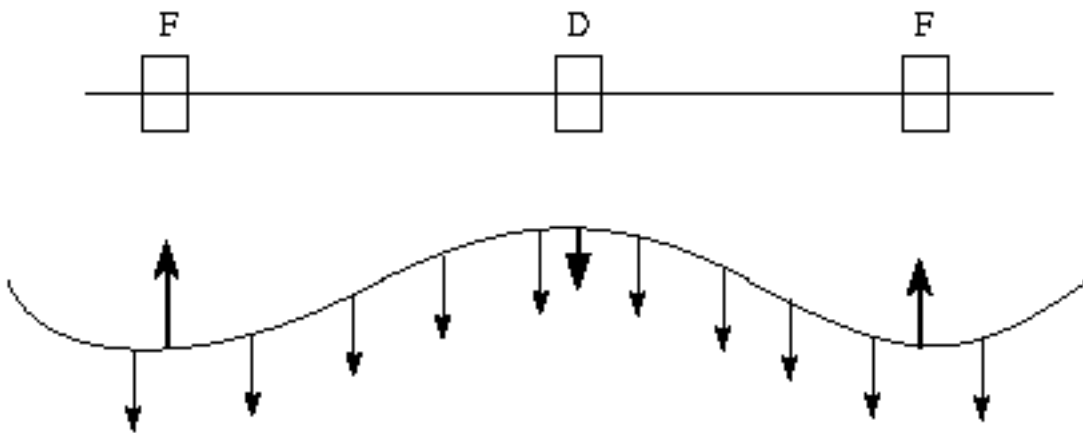
- ⌘ In general particles executing betatron oscillations have a finite amplitude
- ⌘ One particle will have zero amplitude and follows an orbit which closes on itself
- ⌘ In an ideal machine this passes down the axis



**Closed orbit  
Zero betatron  
amplitude**

# Analogy with gravity

---



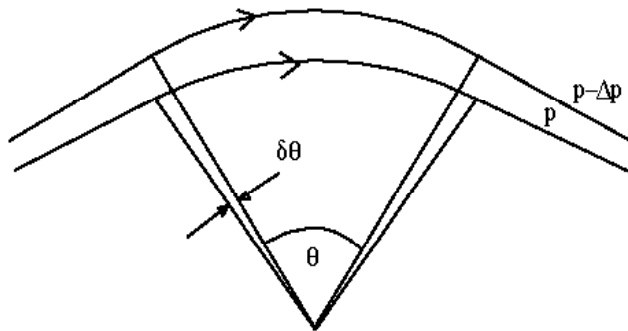
- ◆ What keeps particles in the machine
- ◆ There is a solution to Hills Equation
- ◆ It is closed and symmetric
- ◆ It is closer to the axis at vertically Defocusing Quadrupoles

$$\Delta z' = \frac{\Delta l \beta}{(\beta \rho)} = k l z$$

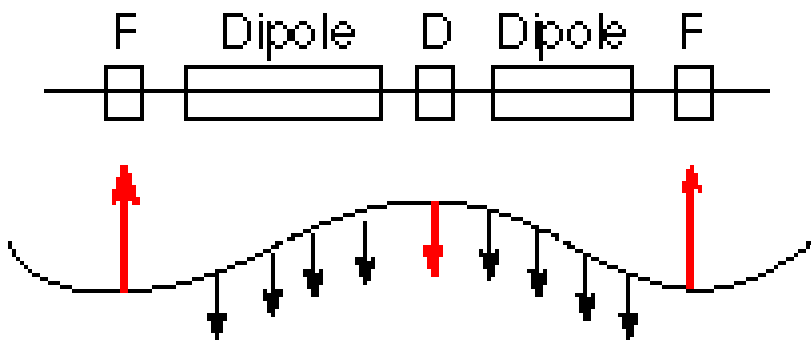
- ◆ Deflection is larger in F than D and cancels the force of gravity elsewhere.
- ◆ We could call the shape the “suspension” function.



# Dispersion



- ⌘ Low momentum particle is bent more
- ⌘ It should spiral inwards but:
- ⌘ There is a displaced (inwards) closed orbit
- ⌘ Closer to axis in the D's
- ⌘ Extra (outward) force balances extra bends

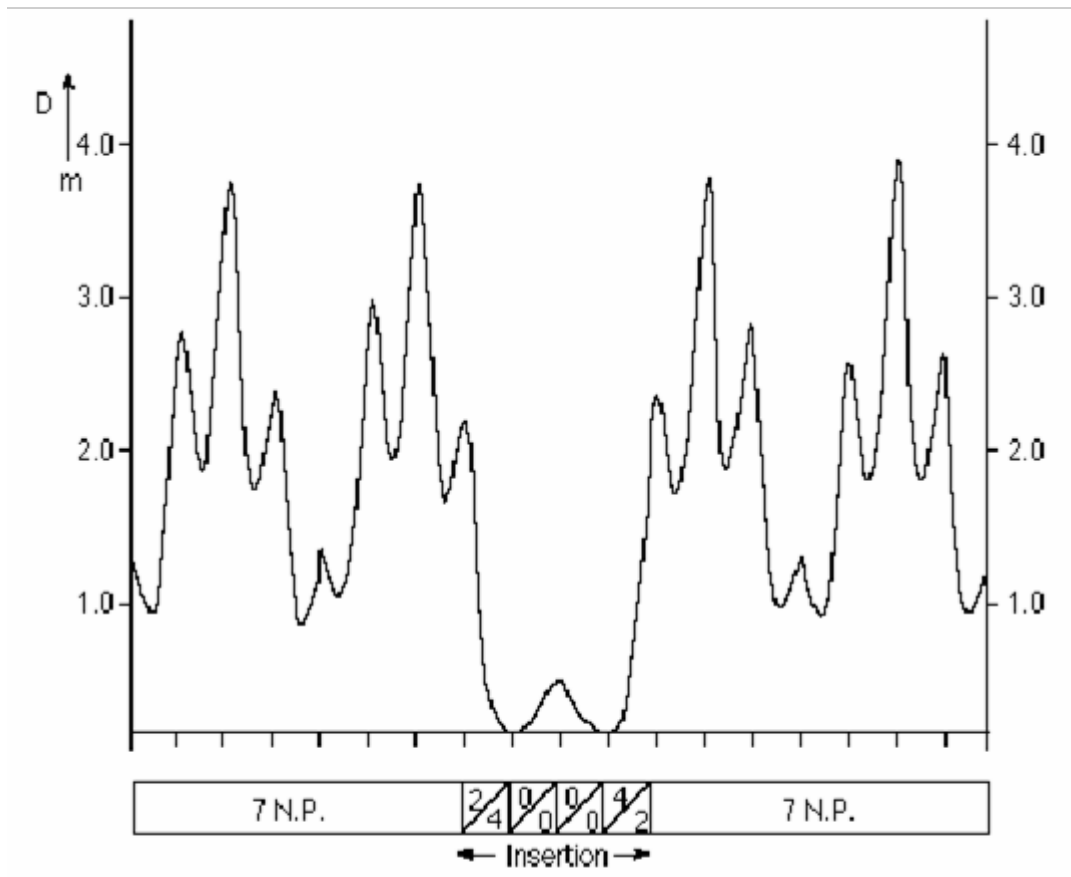


- ⌘  $D(s)$  is the “dispersion function”

$$x = D(s) \frac{\Delta p}{p}$$

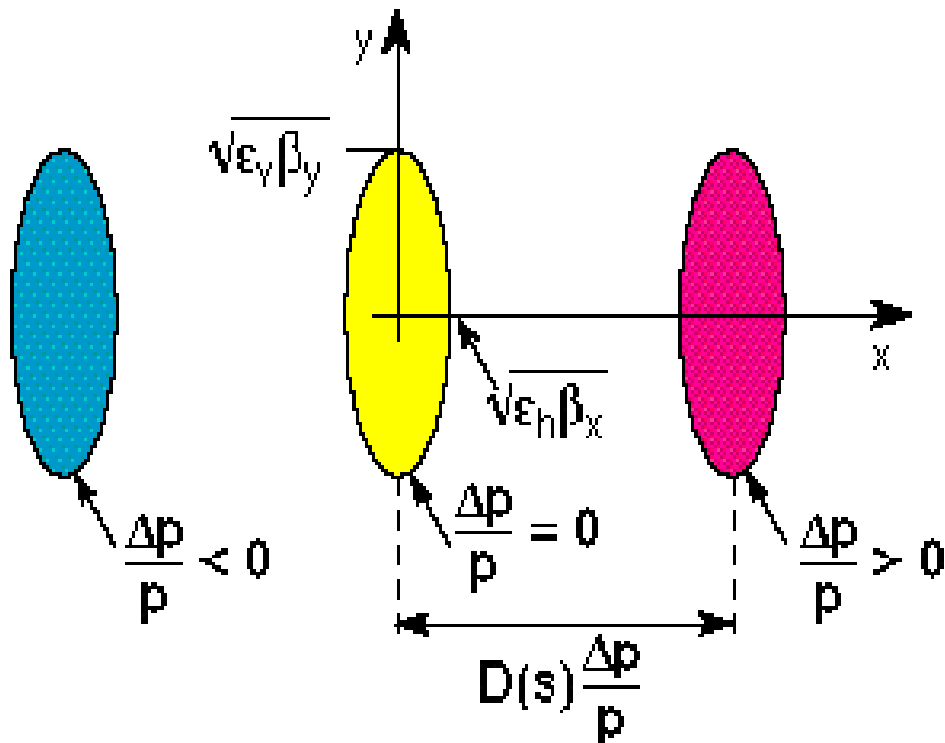
Fig. cas 1.7-7.1C

# Dispersion in the SPS



- ⌘ This is the long straight section where dipoles are omitted to leave room for other equipment - RF - Injection - Extraction, etc
- ⌘ The pattern of missing dipoles in this region indicated by “0” is chosen to control the Fourier harmonics and make  $D(s)$  small
- ⌘ It doesn't matter that it is big elsewhere

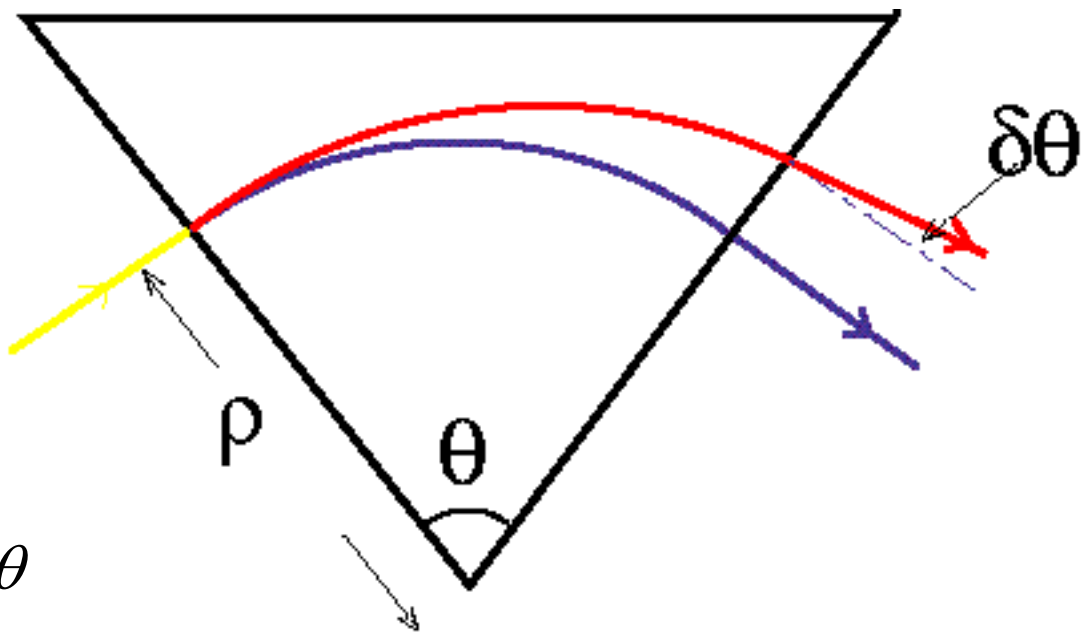
# Dispersed beam cross sections



- ⌘ These are real cross-section of beam
- ⌘ The central and extreme momenta are shown
- ⌘ There is of course a continuum between
- ⌘ The vacuum chamber width must accommodate the full spread
- ⌘ Half height and half width are:

$$a_V = \sqrt{\beta_V \epsilon_V} \quad , \quad a_H = \sqrt{\beta_H \epsilon_H} + D(s) \frac{\Delta p}{p} .$$

# Dispersion in a bend (approx)



$$\delta\theta = -\frac{dp}{p}\theta$$

$$x = \int_0^\theta x' ds = \rho \int_0^\theta x' d\theta = \left(\frac{dp}{p}\right) \rho \int_0^\theta \theta d\theta = \left(\frac{dp}{p}\right) \rho \left[\frac{\theta^2}{2}\right]_0^\theta$$

$$\begin{pmatrix} x_2 \\ x_2' \\ \frac{\delta p}{p} \end{pmatrix} = \begin{pmatrix} 1 & \rho\theta & \frac{\rho\theta^2}{2} \\ -\frac{\theta}{\rho} & 1 & \theta \\ 0 & 0 & 1 \end{pmatrix} \begin{pmatrix} x_1 \\ x_1' \\ \frac{\delta p}{p} \end{pmatrix}$$

# Dispersion – from the “sine and cosine” trajectories

- ✂ The combination of displacement, divergence and dispersion gives:

$$\begin{pmatrix} x \\ x' \end{pmatrix}_s = \begin{pmatrix} C & S \\ C' & S' \end{pmatrix} \begin{pmatrix} x \\ x' \end{pmatrix}_{s_0} + \frac{\Delta p}{p} \begin{pmatrix} D \\ D' \end{pmatrix}$$

- ✂ Expressed as a matrix

$$\begin{pmatrix} x \\ x' \\ \Delta p/p \end{pmatrix}_s = \begin{pmatrix} C & S & D \\ C' & S' & D' \\ 0 & 0 & 1 \end{pmatrix} \begin{pmatrix} x \\ x' \\ \Delta p/p \end{pmatrix}_{s_0}$$

- ✂ It can be shown that:

$$D(s) = S(s) \int_{s_0}^s \frac{1}{\rho(t)} C(t) dt - C(s) \int_{s_0}^s \frac{1}{\rho(t)} S(t) dt$$

- ✂ Fulfils the particular solution of Hill's eqn. when forced :

$$D''(s) + K(s)D(s) = \frac{1}{\rho(s)}$$

# From “three by three” matrices

- ◆ Adding momentum defect to horizontal divergence and displacement vector–

$$\begin{pmatrix} x \\ x' \\ \Delta p/p \end{pmatrix}_2 = \begin{pmatrix} m_{11} & m_{12} & m_{13} \\ m_{21} & m_{22} & m_{23} \\ 0 & 0 & 1 \end{pmatrix} \begin{pmatrix} x \\ x' \\ \Delta p/p \end{pmatrix}_1$$

- ◆ Compute the ring as a product of small matrices and then use:

$$D'(s) = \frac{m_{13}m_{21} + (1 - m_{11})m_{23}}{(1 - m_{11})(1 - m_{22}) - m_{21}m_{12}}$$
$$D(s) = \left( \frac{m_{13} - m_{12}D'(s)}{1 - m_{11}} \right) D'(s)$$

- ◆ To find the dispersion vector at the starting point
- ◆ Repeat for other points in the ring

# **Lecture 7 - Transverse Dynamics**

## **– Summary**

---

- ◆ **RF Cavity Cells**
- ◆ **Phase stability**
- ◆ **Bucket and pendulum**
- ◆ **Closed orbit of an ideal machine**
- ◆ **Analogy with gravity**
- ◆ **Dispersion**
- ◆ **Dispersion in the SPS**
- ◆ **Dispersed beam cross sections**
- ◆ **Dispersion in a bend (approx)**
- ◆ **Dispersion – from the “sine and cosine” trajectories**
- ◆ **From “three by three” matrices.**